

Technical data sheet

1913 siawat



Status:	Ok
Approval:	19.12.2022

Classification	
	Public series
Product type:	Coated abrasives
Main industries:	Automotive Aerospace Furniture Production Building Interior
Further industries:	Trucks Rail Marine Bus Wind Power




Product profile		
Grit type:	Aluminium oxide Silicon carbide	P060 – P1200 P1500 – P2500
Grit range (total):	60-2500	FEPA P / ISO 6344
Backing:	c-wt paper (FSC-certified), d-wt paper (FSC-certified)	
Coating:	Closed	
Bonding:	Resin over resin	
Special coating:		
Equipment:		




Properties		Technology
Removal rate:	8 - high	- siafast
Lifetime:	9 - very long	
Finishing:	8 - good	
Flexibility:	8 - flexible	
Contact pressure:		










Advantages	
Building Interior:	- Excellent finishing product
Furniture Production:	- Excellent finishing product
Automotive:	- Very high stock removal rates - Extremely long lifetime - Highly water resistant - Highly adaptable to contours and shapes - Can be used wet or dry - The market-leading wet abrasive for years
Aerospace:	- Very even sanding pattern - Highly water resistant - Highly adaptable to contours and shapes - High performance for stock removal with good finish - Can be used wet or dry

Applications	
Building Interior:	
Furniture Production:	<ul style="list-style-type: none"> - Preparation for polishing on high-gloss surfaces - Removal of lacquer defects - Intermediate sanding of varnishes
Automotive:	<ul style="list-style-type: none"> - Sanding of coatings and impurities - Sanding out unevenness at the edges of repaired surfaces - Flatting of bodyfiller and primer filler - Fine sanding of primer filler - Keying of old and new lacquers - Removal of paint runs, orange-peel effect and dust inclusions
Aerospace:	<ul style="list-style-type: none"> - Flatting of bodyfiller and primer filler - Producing a matt finish on old and new lacquers for blending - Removal of paint runs, orange-peel effect and dust inclusions - Fine sanding of paints, lacquers and filler - Intermediate sanding - Keying

Material		
Building Interior:	Lacquers Mineral materials	<ul style="list-style-type: none"> ● Lacquer ○ Solid surface material
Furniture Production:	Coatings Plastics	<ul style="list-style-type: none"> ● Lacquer ○ Solid surface material
Automotive:	Bodyfiller Lacquers Lacquers Paints Plastics Primer filler Primers Primers	<ul style="list-style-type: none"> ● Bodyfiller ● Old lacquer ● Lacquer ● Colour ○ Plastics ● Primer filler ● Primer coat ● Epoxy primer coat
Aerospace:	Bodyfiller Lacquers	<ul style="list-style-type: none"> Colour Primer filler Old lacquer Bodyfiller Lacquer

Conversion forms	Upper conversion	Lower conversion
	Rolls	<ul style="list-style-type: none"> - Cloth rolls - Jumbolino - Paper rolls
	Sheet	<ul style="list-style-type: none"> - Half sheets - Standard sheets
	Strips	<ul style="list-style-type: none"> - siafast strips - Self-adhesive strips - Various strips

Conversion forms	Upper conversion	Lower conversion
	Delta and polygons	- Delta and polygons
	Discs	- Daisy discs - siafast discs - Self-adhesive discs - Various discs
	Belts	- Hand sanding belts and sleeves (width: 30–390 mm/length: up to 950 mm) - Narrow, edge and long belts (width: 25–399 mm/length: up to 10,700 mm) - Tongued sanding belts (width: 6–30 mm/length: up to 950 mm)

Application	Superordinate group	Subgroup
	Portable machine sanding	random orbital sander
	Portable machine sanding	Orbital sanders
	Manual sanding	Manual sanding
	Manual sanding	Hand sanding with sanding block
	Manual sanding	Hand sanding for profiles
	Stationary belt sanding	Cross belt sanding
	Stationary belt sanding	Long belt sanding
	Stationary machine sanding	Rolls
	Stationary machine sanding	Stationary disc sanding
Cut:	Wet sanding	

Details	
No suitability for:	
Sanding recommendation:	- Soak for at least 30 minutes before use to achieve optimal performance and scratch depth
Safety recommendation:	Observe the current valid safety recommendations at: www.sia-abrasives.com > Expertise > Safety - Pay attention to the abrasives safety data sheet (available from sia Abrasives) - Follow the general FEPA safety recommendations - Use eye and face protection - Use an effective dust extraction unit or wear a fine dust mask



Communication			
Claim:	The first choice for first-class wet sanding results		
Copy:	As a leading wet use abrasive, the 1913 siawat aluminium oxide series has been producing outstanding results for years thanks to such outstanding properties as high stock removal rates, optimal water resistance, long life and flexibility.		
Image material:	Product Top View (PTV)	Front side: ID	Rear side: ID
	Application image	Building Interior: ID 4531	Furniture: ID 6870
		Production: ID 40	Automotive: ID 8096
		Aerospace:	
	Product show:		
	Macro shot:		
	Packaging image:		
Product group image:		ID 1641	

- Main application
- Secondary application